




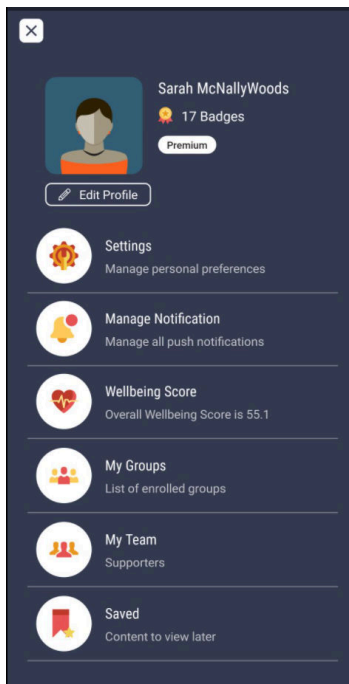


ZEVO[®]HEALTH



How to Select a Tracker

1. Go to the More screen by tapping the icon in the top left corner of your Home Screen
2. Scroll to the bottom and select Select Tracker
3. Choose your tracker and accept permissions. Once connected, you will get a "Tracker Connected Successfully" confirmation.



ZEVO HEALTH